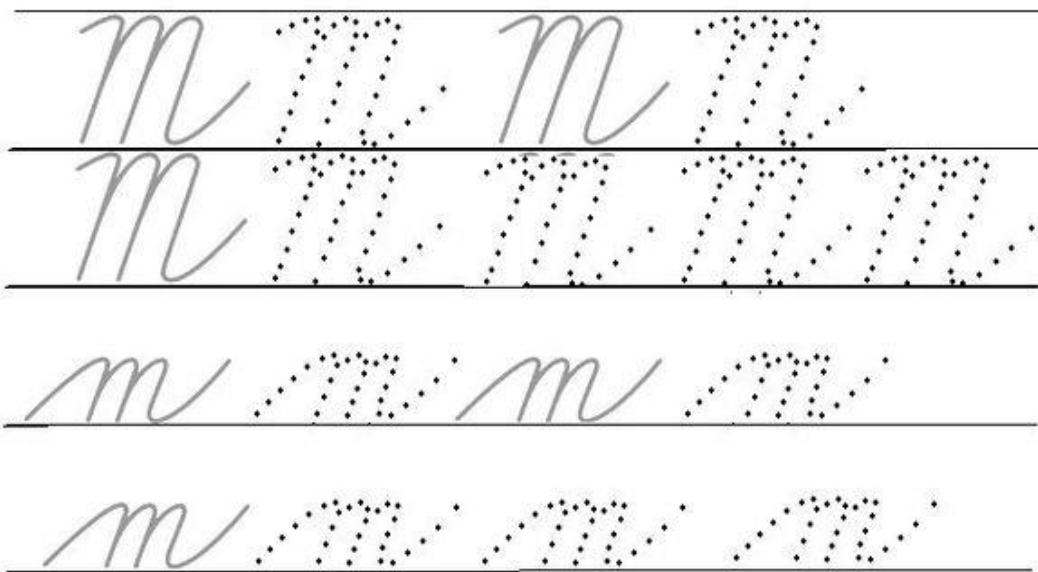




SJL

Prečítaj si v Čítanke str. 54 – 55. Zopakuj si písmená M, L, V, T. Pomenuj obrázky v Čítanke, vety prečítaj a odpiš do zošita.

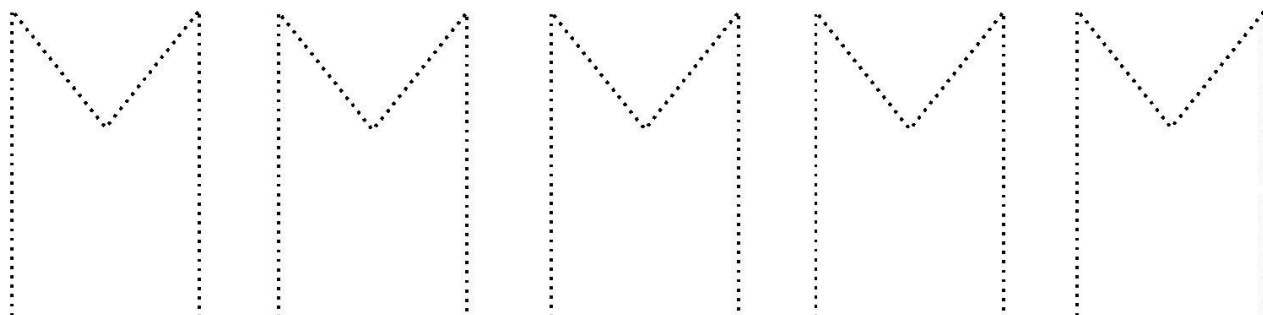





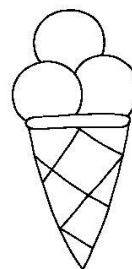




Mm





A large rectangular grid with a red border containing a word search puzzle. The grid is filled with various letters in both uppercase and lowercase, including M, m, h, m, M, C, x, A, M, I, e, r, m, p, m, D, m, m, R, m, E, j, P, F, M, m, s, M, B, O, c, m, X, M, K, o, f, H, m, G, V, M, M, J, b, m, M, m, k, S, m, v, M, m, L, g, M, T, a, d, t, M, z, M, Z, m, n, m, N, z.

Obtiahni písmenká M a zakrúžkuj obrázok, ktorý sa začína na M.



Vyfarbi všetky políčka, v ktorých sa nachádza písmenko M.

K	M	J	A	O	K	H	B	M	E	K	M	J
C	  <p>Poznáš nejaké slová, ktoré začínajú na M?</p> <p>-----</p> <p>-----</p> <p>-----</p> <p>-----</p> <p>-----</p> <p>-----</p> <p>Tu si precvič písanie písmenka M.</p> <p>M</p> <p>M</p> <p>WWW.NASEDETICKY.SK</p>											A
H												K
A												M
S												J
M												K
K												U
E												Z
J												M
H												J
M												R
F												K
I												I
J												J
A	M											
K	H											
O	K											
M	V											
K	N	M	C	H	G	J	P	Z	A	K	M	E

h L

Meno: _____

h h h h h

L L L L L

h h h h h h h

h h h h h h h

L L L L L L L

L L L L L L L



h L h L h L h

L	I	L	I	L	I	L	I	L	I	L	I	L
I											I	
L	<i>L</i>										L	
I											I	
L	<i>L</i>										L	
I											I	
L	<i>l</i>										L	
I											I	
L	<i>l</i>										L	
I											I	
L	<i>Ll</i>										L	
I											I	
L	<i>ll</i>										L	
I											I	
L	<i>L</i>										L	
I											I	
L	<i>l</i>										L	
I											I	
L											L	
I											I	
L	I	L	I	L	I	L	I	L	I	L		










NASEDETICKY.SK

pre deti a vsetich deti


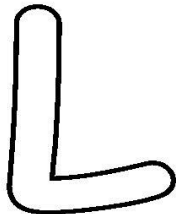

L I



Obtiahni písmenká L a zakrúžkuj obrázok, ktorý sa začína na L.



Vyfarbi všetky políčka, v ktorých sa nachádza písmenko L.


K	M	J	A	O	L	H	B	M	E	L	M	J
C	   <p>Poznáš nejaké slová, ktoré začínajú na L?</p> <p>-----</p> <p>-----</p> <p>-----</p> <p>-----</p> <p>-----</p> <p>Tu si precvič písanie písmenka L.</p> <p>.....</p> <p>L _____</p> <p>.....</p> <p>L _____</p> <p>WWW.NASEDETICKY.SK</p>											A
L												K
A												M
S												J
M												L
K												U
E												Z
L												M
H												J
M												R
F												A
I												I
J												L
A												M
L	H											
O	L											
M	V											
K	N	L	D	H	G	J	P	L	A	R	M	E

A T

Meno: _____







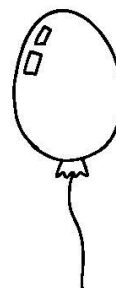


A grid of handwriting practice boxes. The first row contains five boxes, each with a solid uppercase letter 'A'. The second row contains five boxes, each with a dashed uppercase letter 'A' for tracing. Below these are five horizontal lines for continuous writing practice. The first two lines each contain seven dashed uppercase 'A's. The third and fourth lines each contain seven dashed uppercase 'T's. The fifth line contains a sequence of dashed uppercase letters: 'A', 'T', 'A', 'T', 'A', 'T', 'A'.

T t




A large rectangular area with a red border containing a word search puzzle. The puzzle consists of a grid of letters, each enclosed in a circle. The letters are arranged in a roughly 10x10 grid. The letters are: Row 1: T, L, T, R, t, T, X; Row 2: F, P, C, t, G, I; Row 3: x, t, T, t, E, t, S; Row 4: t, t, D, e, T, K; Row 5: g, n, T, H, t, c; Row 6: T, A, t, p, T, f; Row 7: h, B, T, T, b, T; Row 8: t, u, r, k, t, o; Row 9: V, M, d, v, t, a, s; Row 10: m, T, O, t, T; Row 11: J, t, N, t, t.

Obtiahni písmenká T a zakrúžkuj obrázok, ktorý sa začína na T.



Vyfarbi všetky políčka, v ktorých sa nachádza písmenko T.

T	M	J	A	O	P	H	B	T	E	L	M	J
C												P
L												K
A												T
P												J
T												P
K												U
E												Z
T												T
H												J
M												R
T												A
I												I
J												T
A												M
T	T											
O	P											
M	V											
K	N	P	T	H	G	J	T	L	A	R	T	E

Poznáš nejaké slová, ktoré začínajú na T?

Tu si precvič písanie písmenka T.

T

T

V	v	V	v	V	v	V	v	V	v	V	v	V
V												V
V												V
V		<i>v</i>										V
V												V
V		<i>v</i>										V
V		<i>V</i>										V
V		<i>V</i>										V
V		<i>vV</i>										V
V		<i>Vv</i>										V
V												V
V		<i>v</i>										V
V		<i>V</i>										V
V												V
V												V
V												V
V												V
V												V
V												V
V												V
V	v	V	v	V	v	V	v	V	v	V	v	V

NASEDETICKY.SK

pre domov vsiach deti

v V

Meno: _____

v v v v v

V V V V V

v v v v v v v

v v v v v v v

V V V V V V V

V V V V V V V


v V v V v V

v V v V v V

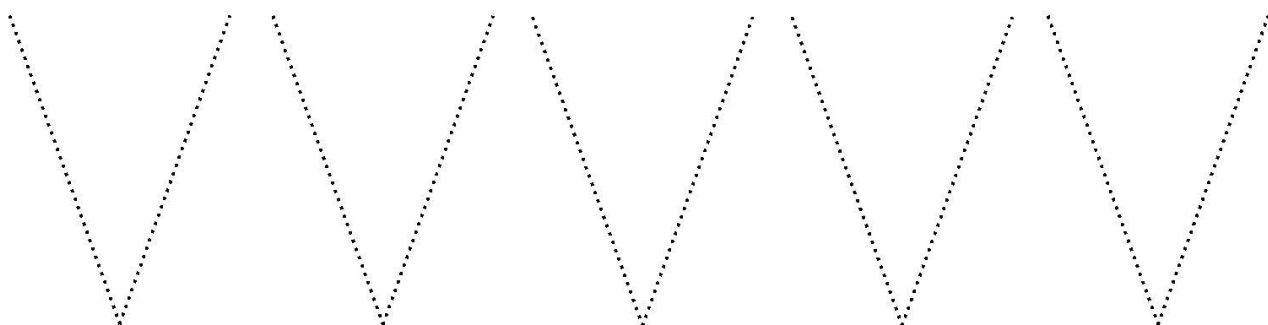


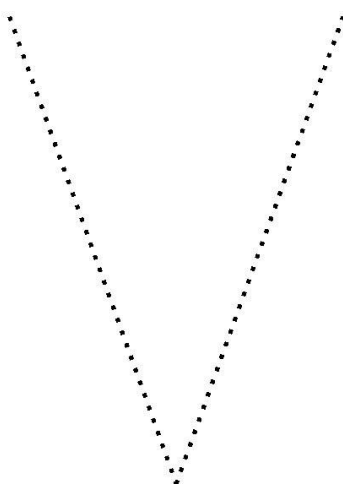




Vv



NASEDETICKY.SK
pre ismer vašich deti






Obtiahni písmenká V a zakrúžkuj obrázok, ktorý sa začína na V.



NASEDETICKY.SK

pre deti a vsetch deti

Vyfarbi všetky políčka, v ktorých sa nachádza písmenko V.

V	M	J	A	O	P	H	B	T	E	L	V	J
C												P
L												K
A												V
P	<p>Poznáš nejaké slová, ktoré začínajú na V?</p>											J
K	<p>-----</p>											P
V	<p>-----</p>											U
E	<p>-----</p>											V
T	<p>-----</p>											T
H	<p>-----</p>											J
M	<p>-----</p>											V
I	<p>-----</p>											A
V	<p>-----</p>											I
J	<p>Tu si precvič písanie písmenka V.</p>											O
A	<p>V _____</p>											M
T	<p>-----</p>											T
V	<p>V _____</p>											P
M	<p>-----</p>											V
WWW.NASEDETICKY.SK												
K	N	P	A	V	G	J	T	L	V	R	T	E

RGZ (Rozvíjanie grafomotorických zručností)

Napíš:

M.....

MONIKA.....

MACO.....

L.....

LOPTA

LEGO.....

V.....

VIETOR.....

VARECHA.....

T.....

TATO.....

TRAKTOR.....

RVK (Rozvíjanie komunikačných schopností)

Zahraj sa na záhradníka a podľa obrázkov porozprávaj ako rastie rastlinka.



MALÝ ZÁHRADNÍK

S POMOČOU RODIČOV SI MÔŽEŠ VYPESTOVAŤ DOMA KLÍČKY ŽERUCHY A PŠENICE .
NESKÔR AJ VONKU V ZÁHRADE ALEBO V HRANTÍKU S HLINOU REĎKOVKU.



ŽERUCHA



POTREBUJEŠ:

SEMENÁ
VATA, HLINA
MISKA, HRANTÍK
VODA
SVETLO



ZISTI, PREČO JE DÔLEŽITÉ
ZARADIŤ DO JEDÁLNIČKA ŽERUCHU,
PAŽITKU A INÚ JARNÚ ZELENINU



REĎKOVKU MÔŽEŠ VYSAIŤ
DO HRANTÍKA SO ZEMOU ALEBO
DO PŔDY V ZÁHRADE






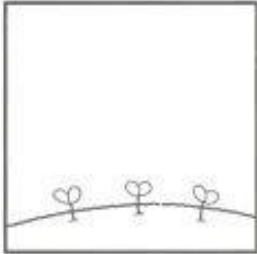


POZORUJ, AKO ZO SEMIEN
VYRÁSTŮ KLÍČKY
A ZELENÉ STEBIELKA.
NÁ POLI Z NICH VYRÁSTŮ
OBIĽNÉ KĽASÝ.

PŠENKA

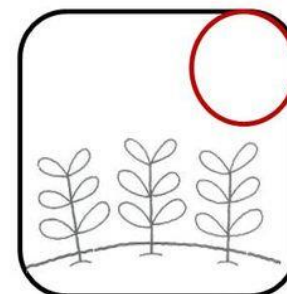



POVEDZ, AKÝ VÝZNAM
MÁ PESTOVANIE OBIĽIA.



Obrázky vyfarbi.



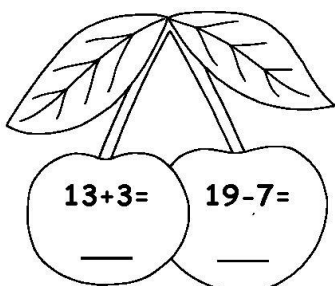
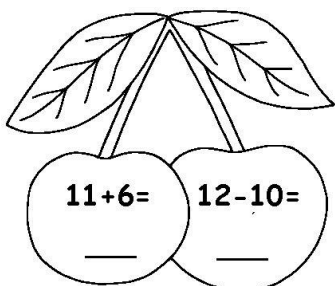
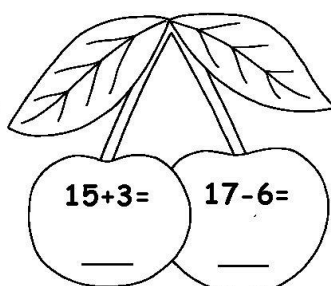
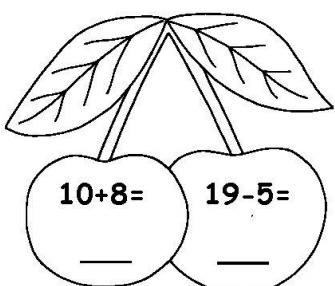

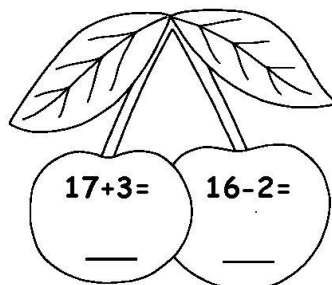
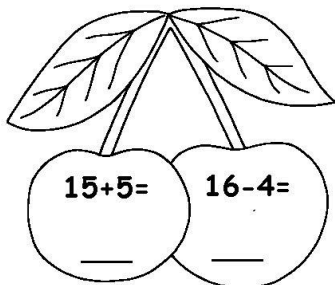
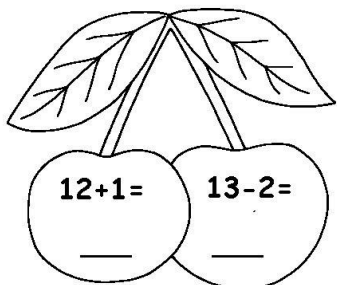


Urč správne poradie obrázkov, ako rastie rastlinka. Poradové číslo napíš do krúžku.



Matematika

Najlepším počtářem je:



Počítáme do 20


NASEDETICKY.SK


pro domov našich dětí

$12 + 4 =$	$17 - 6 =$	$12 + 7 =$
$14 + 6 =$	$13 - 3 =$	$19 - 5 =$
$16 - 3 =$	$14 + 4 =$	$11 + 7 =$
$12 + 4 =$	$19 - 5 =$	$11 - 1 =$
$17 + 1 =$	$14 - 2 =$	$16 - 4 =$
$15 - 5 =$	$20 + 0 =$	$20 - 6 =$
$18 - 5 =$	$16 + 3 =$	$12 + 3 =$
$13 + 2 =$	$15 + 5 =$	$17 - 6 =$

NASEDETICKY.SK

pre deti vo vsetch vekoch





Ojojój, ako to len sám vypočítam?
Nepomôžeš mi?

11	+	1	=	
----	---	---	---	--

13	+	2	=	
----	---	---	---	--

15	+	2	=	
----	---	---	---	--

17	+	1	=	
----	---	---	---	--

14	+	3	=	
----	---	---	---	--

12	+	4	=	
----	---	---	---	--

15	+	2	=	
----	---	---	---	--

11	+	3	=	
----	---	---	---	--

12	+	2	=	
----	---	---	---	--

11	+	5	=	
----	---	---	---	--

14	+	3	=	
----	---	---	---	--

18	+	2	=	
----	---	---	---	--

17	+	1	=	
----	---	---	---	--

16	+	4	=	
----	---	---	---	--

11	+	6	=	
----	---	---	---	--

17	+	2	=	
----	---	---	---	--

14	+	1	=	
----	---	---	---	--

NASEDETICKY.SK

pre deti a veľkých detí

Vecné učenie

Letné kvety: záhradné

Ruža šíповá



Ľalia



Gladiol



Kosatec



Letné kvety: lúčne

Zvonček



Čakanka



Margarétka




Nezábudka




Divý mak



Letné kvety vyfarbi a pomenuj. Ktorý kvet nepatrí medzi letné kvety?



Страна Маке




najmama.sk



SUPER
COLORS



LETNÉ KVETY



ČAKANKA

MAK

MARGARÉTKA

ZVONČEK

SKOROCEL

HARMANČEK

ĎATELINA

MAKOVÝ
OLEJ



Letné kvety s pomocou dospelého pomenuj a podľa značiek na nich a ceruzkách vyfarbi. Margarétka a harmanček majú biele kvety a žltý stred. Kvety, pri ktorých je srdiečko, sú aj **LIEČIVÉ**. Ktoré kvety si už videl v skutočnosti? Ktoré sa ti páchia najviac? Džbán a margarétku v kytiči dokresli.

Ku kvetom prirad' ich názvy.



Ľalia

Ruža šípová

Kosatec

Gladiol

Margarétka

Zvonček

Nezábudka

Divý mak


Čakanka




Etická výchova

Medzil'udské vzťahy. Vyfarbi v každej dvojici obrázok, na ktorom sa deti správajú pekne.


Priateľstvo





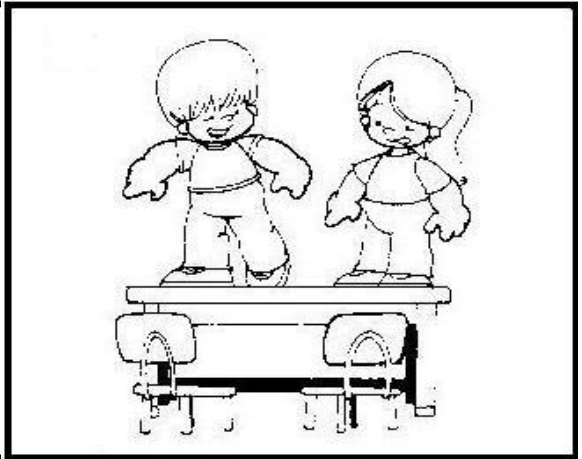

Rozhovor




Práca na vyučovaní



V triede



Školské pomôcky



Výtvarná výchova

Kvety vo váze – maľba

Namaľuj kyticu kvetov vo váze, napríklad tulipány.



Pracovné vyučovanie

Domáce práce: umývanie riadu, upratovanie - vysávanie, zametanie, utieranie prachu, ukladanie a upratovanie si osobných vecí, pomoc rodičom pri varení a iných domácich prácach.

Dodržiavanie osobnej hygieny: starostlivosť o telo - umývanie rúk, zubov, vlasov, sprchovanie sa, starostlivosť o nechty.

Starostlivosť o čistotu oblečenia. Skladanie prádla.

Jarné práce v záhrade.

A samozrejme nezabúdaj nosiť rúško.

Práca s prírodným materiálom – naaranžuj kyticu z jarných kvetov. Môžeš si z kvetov urobiť aj venček.

